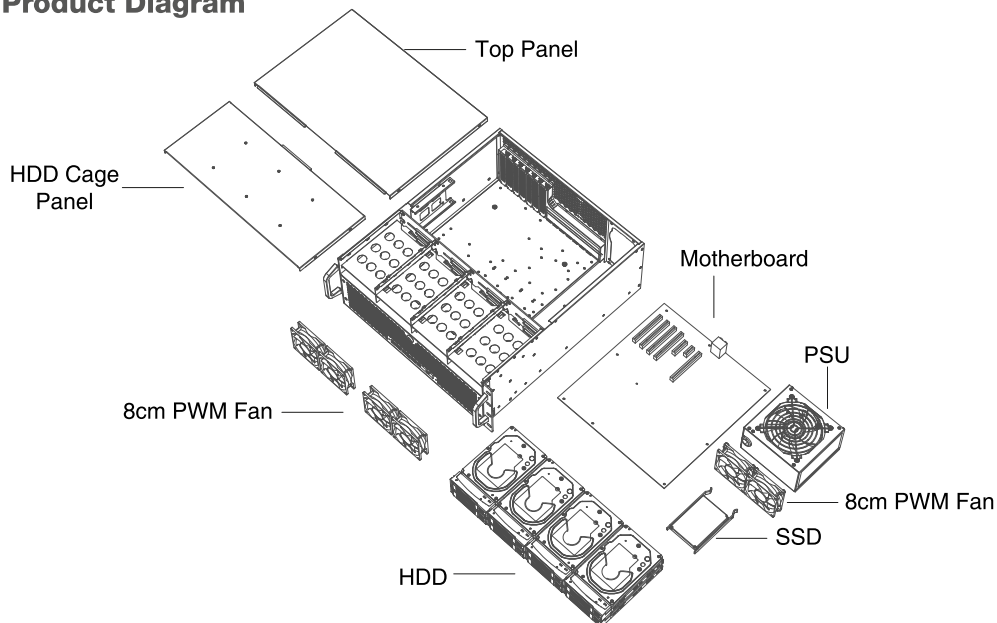
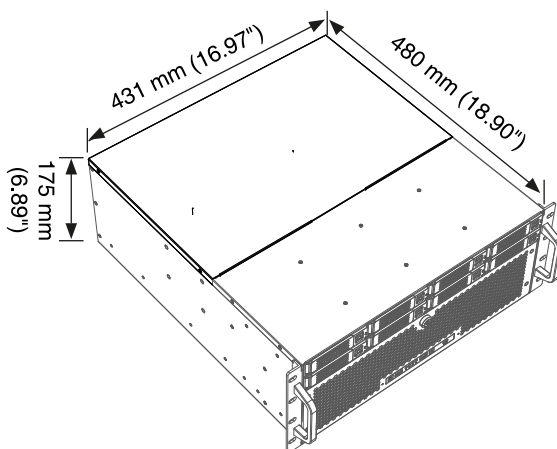


## PRODUCT OVERVIEW


### Product Diagram



**Dimensions (W x H x D): 480 x 431 x 175 mm (18.90" x 16.97" x 6.89")**



# Accessory Kit

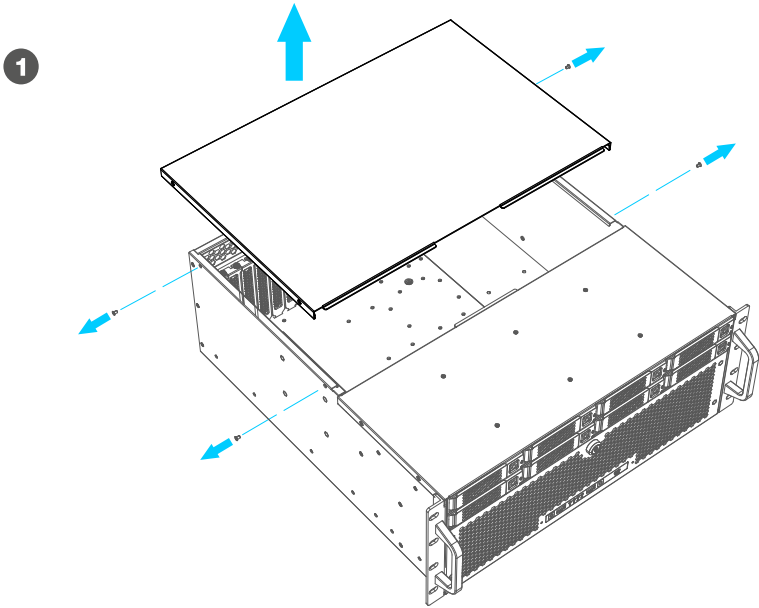


## INSTALLATION GUIDE

Please remove all packaging materials before proceeding to disassembly/assembly.

### 1. Remove the Top Panel

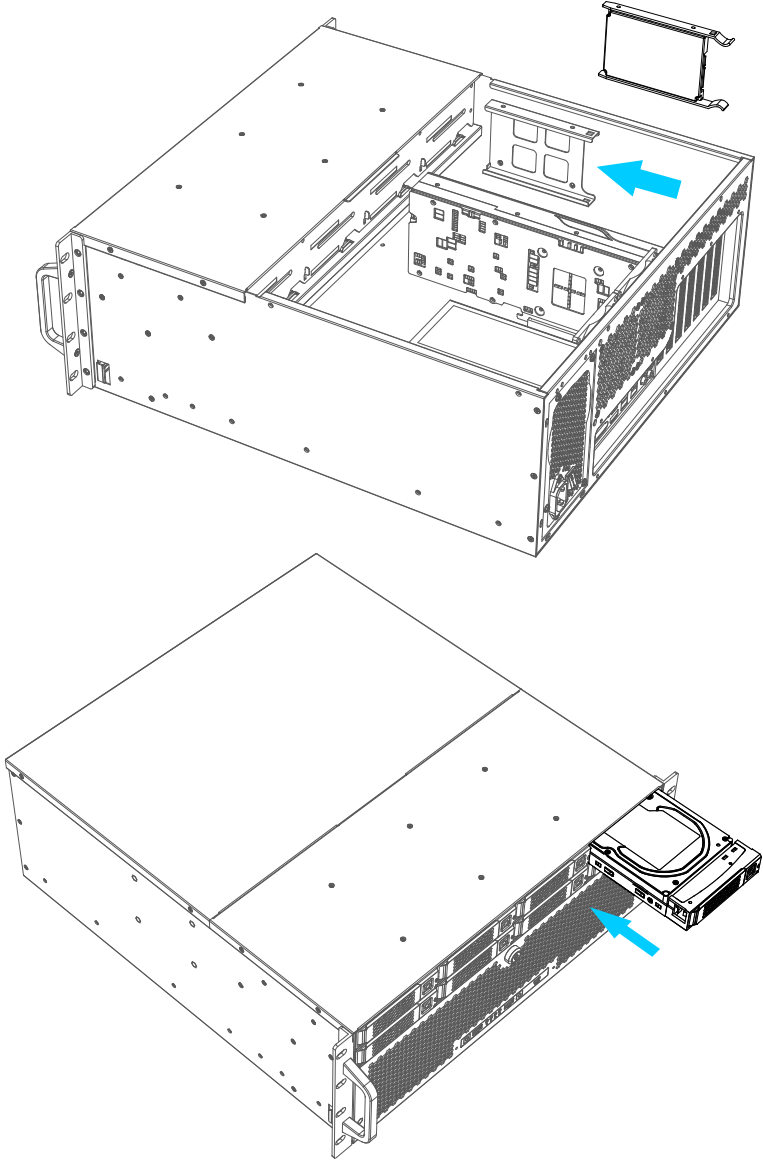
Loosen the four screws on the side panel, then gently push it backward and remove the top panel.



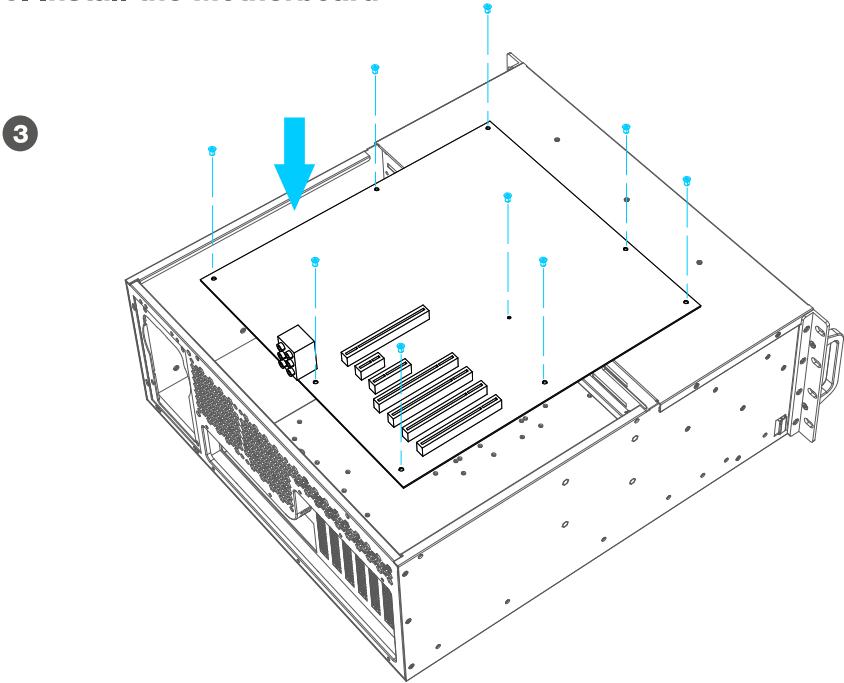
## 2. Install the HDD & SSD

For SSD: Attach the SSD to the SSD Tray and reinstall it; for HDD: Mount the HDD onto the hot-swap tray and reinsert the HDD cage.

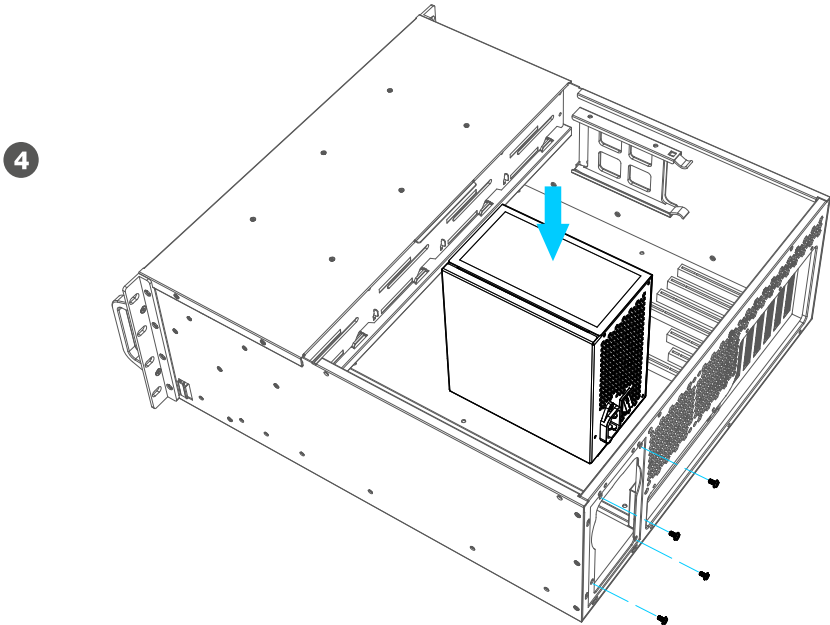
2



**3. Install the Motherboard**



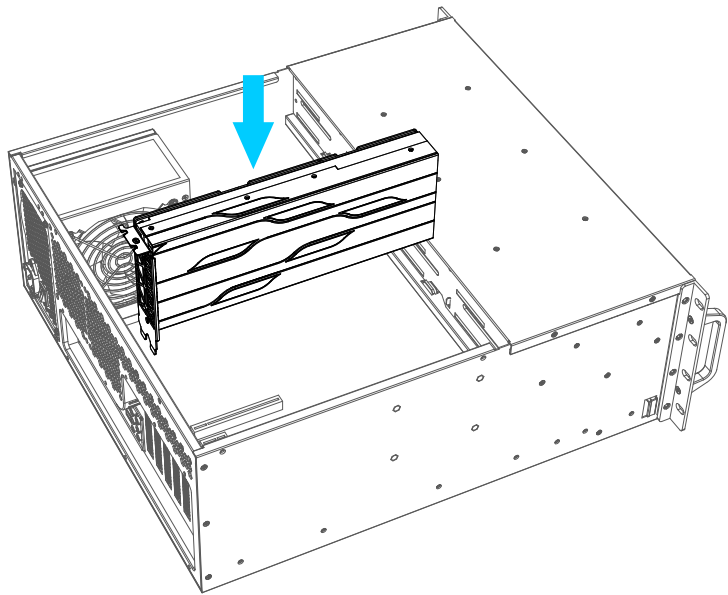
**4. Install the PSU**





5. Install the GPU

5



## SPECIFICATIONS

Model	
Model Name	RSV-H408
Specifications	
Chassis Type	Rackmount
Form Factor	4U
Color	Silver & Black
Case Material	SGCC
Motherboard Compatibility	12" x 9.6" ATX, 11.2" x 8.2" Mini-ATX and below
Power Supply	Supports ATX power supply
Hot-Swap Drive Bays	8 (SFF8643 with SGPIO and Temperature Control)
External 3.5 Drive Bays	-
Internal 3.5" Drive Bays	-
Internal 2.5" Drive Bays	-
Expansion Slots	7
Front USB	2 x USB 3.0 / 1 x USB 3.2 Type C
80mm Fans	Front: 4 x 80mm fans (4 x 80mm PWM fan included)
120mm Fans	-
Physical Specification	480 x 431 x 175 mm / 18.90" x 16.97" x 6.89"



Technical Support Information techsupport @ rosewill.com 1-800-575-9885  
Please register your product at [www.rosewill.com](http://www.rosewill.com) for complete warranty information and support for your product.



RSV-H408